

# EcoCore AP Mini Series

New Zealand's Smallest High Wall Indoor Unit

NEW  
*release*



Ideal for above doorways or where space is limited.

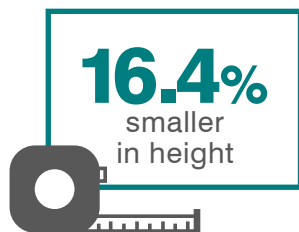

# EcoCore AP Mini

The EcoCore AP Mini High Wall Heat Pump brings leading edge technology and features in New Zealand's most compact high wall indoor unit. The perfect solution for bedrooms or small rooms where space is at a premium. Pint sized but big on performance, the AP Mini is packed with features that maximise energy efficiency.



## New Zealand's Most Compact High Wall Indoor Unit

Specifically designed where space is at a premium, the **250mm high by 760mm wide** footprint makes it ideal for positioning above doorways in bedrooms and home offices. Now smaller spaces no longer need to miss out on year-round comfort.



## Small Enough to Fit Above Doorways

With a 16.4% size reduction in height and 5% reduction in width when compared to the bigger EcoCore AP Series models, they can even be installed in very tight places that would traditionally not have been possible such as above doorways.

## Energy Efficient EcoCore Inverter Technology

Superior energy efficiency is achieved by incorporating a large, high density heat exchanger, an advanced high efficiency fan motor and a next generation inverter compressor that uses more efficient R32 refrigerant.

## More Environmentally-Friendly R32 Refrigerant

With a global warming potential that is 30% lower compared to older refrigerants such as R410A, next generation R32 refrigerant has a much lower environmental impact. Furthermore, zero ozone depleting R32 is easier to reuse and recycle.

**ECOCORE**<sup>®</sup>




## Dual Barrier Coating Maximises Efficient Performance



The patented and world's first Dual Barrier Coating from Mitsubishi Electric prevents dust and dirt from accumulating on the inner surface of the indoor unit. By keeping your heat pump clean year-round you can rest assured your heat pump will always perform at its best.

### Comparison of dirt on heat exchanger, fan and air duct.

(Factory simulated in-house comparison.)



Dimensions (WxDxH): 760 x 178 x 250mm

**MSZ-AP20VG**

Heating Capacity: 2.5 kW | Cooling Capacity: 2.0 kW

## Washable Air Purifying Filter



The EcoCore AP Series is equipped with an Air Purifying Filter. This washable filter traps particles such as dust, pollen and other airborne contaminants, generating stable antibacterial and deodorising effects.

## Horizontal Airflow



The EcoCore AP Series eliminates uncomfortable draughts with Horizontal Airflow in Cooling Mode, by first spreading airflow evenly across the ceiling.

## Blue Fin Coating – Built to Withstand the Elements



The heat exchanger of the outdoor unit has been treated with Blue Fin Anti-Corrosion Treatment, slowing the corrosion process caused by salt and sulphur in the air especially in coastal and high sulphur areas.



## 7-Day Programmable Controller



All EcoCore Heat Pumps come standard with a 7-Day Controller, so you can customise your heating and cooling needs to your lifestyle with as much energy efficiency as possible.

## Optional Wi-Fi Control! Never Return to a Cold Home Again



With optional Wi-Fi Control\* you can pre-heat or cool a room no matter where you are. On the way home, running late, coming home early, or even when you're in a different country, with Wi-Fi Control you'll always arrive home to total comfort.

Wi-Fi Control is Amazon Alexa and Google Home enabled so you can take your comfort to the next level and enjoy hands-free heat pump control.



\* Wi-Fi adapter must be mounted externally.

# EcoCore AP Mini Series Specifications



<b>QUICK GLANCE</b>	TYPE	High Wall System	
	SERIES	EcoCore AP Mini Series	
	MODEL	MSZ-AP20	
	REFRIGERANT	R32	
	INDOOR UNIT	MSZ-AP20VGD	
	OUTDOOR UNIT	MUZ-AP20VG	
	<b>COOL</b>	2.0kW 4.35 EER 21 dBA*	
<b>HEAT</b>	2.5kW 4.17 COP 21 dBA*		
<b>ENERGY RATING</b>	<b>3.5</b>	<b>2.0</b>	

<b>COOL</b>	Capacity	Rated	[kW]	2.0
		Min-Max	[kW]	0.6 - 2.7
	Input	Rated	[kW]	0.46
	EER			4.35
	AEER			4.31
	Star Rating			3.5
	Indoor Sound Level	(Quiet)	[dBA]	21
		(Low-SHI*)	[dBA]	26-30-35-42
	Running Current (In + Out)		[A]	2.6
	Air Volume In (SHI*)		[L/s]	115

<b>HEAT</b>	Capacity	Rated	[kW]	2.5
		Min-Max	[kW]	0.5 - 3.5
	Input	Rated	[kW]	0.6
	COP			4.17
	ACOP			4.14
	Star Rating			2.0
	Indoor Sound Level	(Quiet)	[dBA]	21
		(Low-SHI*)	[dBA]	26-30-35-42
	Running Current (In + Out)		[A]	3.2
	Air Volume In (SHI*)		[L/s]	122

Controller	Standard	7-Day Programmable Controller	
	Optional Wired 7-Day Timer	Optional: PAR Controller (Interface Required)	
Wi-Fi		Optional: MAC-568IF-E	
Power Supply	(Powered From Outdoor Unit)	230 V / Single Phase / 50 Hz	
	Maximum Current	[A]	6.9
Indoor	Dimensions (WxDxH)	[mm]	760 x 178 x 250
	Weight	[kg]	8.2
Outdoor	Dimensions (WxDxH)	[mm]	800 x 285 x 550
	Weight	[kg]	31
	Sound Level - SPL (Cooling/Heating)	[dBA]	47 / 48
Piping	Diameter (Liquid/Gas)	[mm]	6.35 / 9.52
	Max. Length/Height†	[m]	20 / 12
	Chargeless Piping Length	[m]	7
Operation Range Outdoor	Cooling	[°C]	-10 / 46
	Heating	[°C]	-15 / 24
Indoor Unit Colour		White	

EER = Energy Efficiency Ratio  
 COP = Coefficient of Performance  
 AEER = Annual Energy Efficiency Ratio  
 ACOP = Annual Coefficient of Performance

SPL = Sound Pressure Level  
 † SHI = Super High  
 ‡ Low-SHI = Low-Medium-High-Super High  
 § SPL measured under rated operating frequency

\* Indoor Sound Levels rated at lowest fan speed.  
 † Maximum length is inclusive of height differential i.e. Cooling: Indoor: 27°C DB, 19°C WB. Outdoor: 35°C DB (20/12) means the pipe can be 12m high and 8m across for a total length of 20m.  
 Rating Conditions (AS / NZS 3823). Heating: Indoor: 20°C DB Outdoor: 7°C DB, 6°C WB.



Black Diamond Technologies Limited



Exclusive New Zealand Partner Since 1981



For more information please visit our website or call our Customer Service Team.

[www.mitsubishi-electric.co.nz](http://www.mitsubishi-electric.co.nz) | 0800 784 382